

Confidentiality level class 2:

This document intended for a restricted public only (Official Elinchrom agents, partners, suppliers, manufacturers or outsourcers). Any third party dissemination, distribution, copying or use of these documents, without prior permission, is strictly prohibited.

Date: 14.11.2013











Departement: Service

Digital RX – Housing



Always mount an insulated plate inside the front and rear housing when you replace a housing part!

Housing parts

| | Front Housing | Rear Housing | Insulating plate | Insulating plate mounted inside the housing parts |
|---|--|--|--|--|
| <p>Digital 1200RX 120V/230V</p> |  <p>222.040</p> |  <p>222.041</p> |  <p>658.023</p> |   |
| <p>Digital 2400RX 120V/230V</p> |  <p>222.042</p> |  <p>222.043</p> |  <p>658.024</p> |   |